



Proposed Fiscal 2025 Budgets

(July 1, 2024-June 30, 2025)

May 16, 2024

- **Overview**
- **Proposed Fiscal 2025 Operating Budget**
- **Proposed Fiscal 2025 Capital Budget**
- **Budget Timeline**
- **Executive Summary**

- **Review proposed budgets for fiscal 2025; no board action required at this meeting**
- **Budget reflects what is necessary to:**
 - Accomplish STRS Ohio’s mission to provide Ohio’s public educators a foundation for their financial security
 - Fulfill legal, regulatory and other requirements
- **Sound budgeting and financial management practices are applied**

Understanding Expenses in Relation to Other Financial Statement Line Items



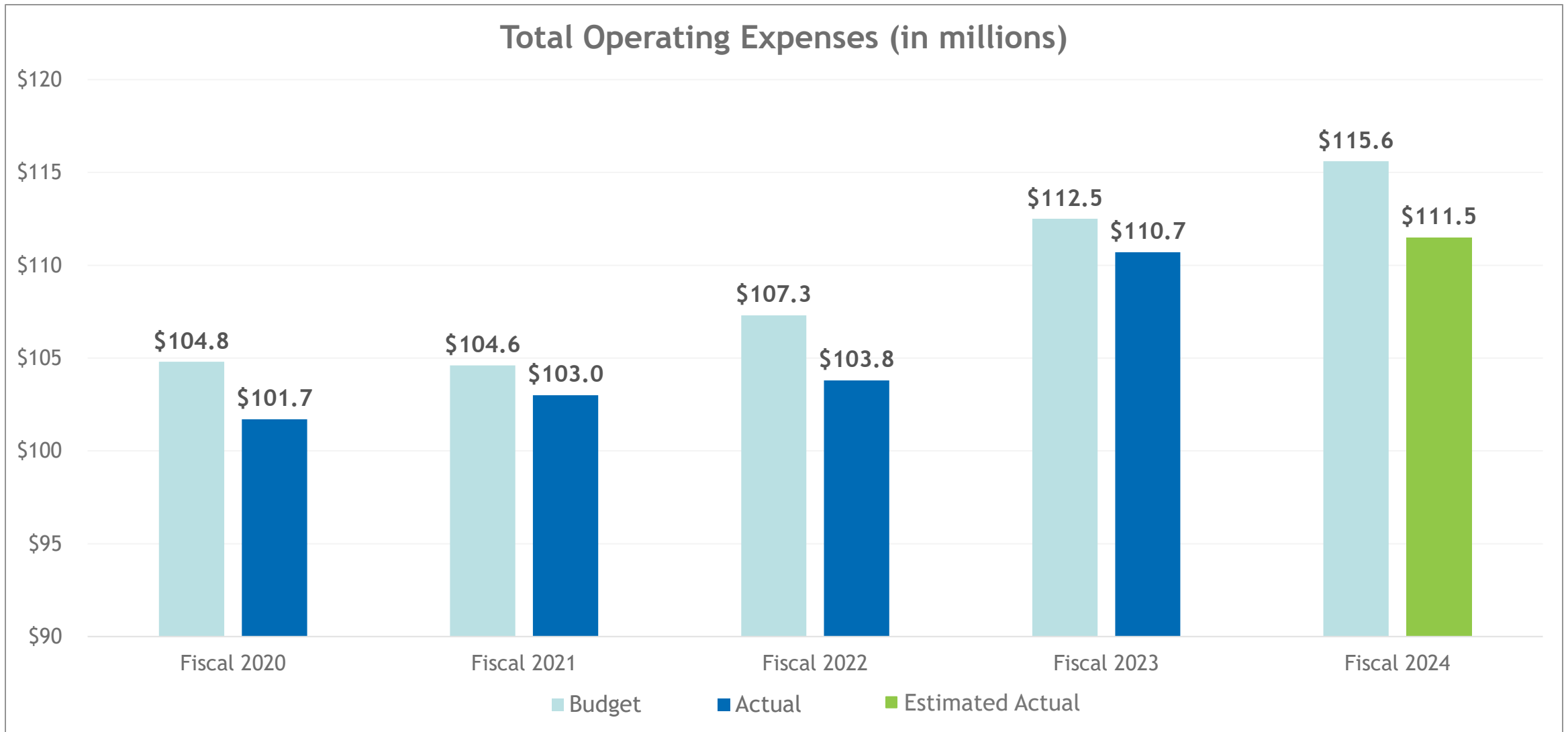
	<i>In Billions</i>				
	Actual Fiscal 2021	Actual Fiscal 2022	Actual Fiscal 2023	Estimated Actual Fiscal 2024	Proposed Budget Fiscal 2025
Total Contributions	\$3.9	\$3.9	\$4.0	\$4.1	\$4.2 ²
Investment Income (Loss)	22.6	(5.0)	7.7	8.3 ¹	6.8 ³
Benefit Payments	(7.8)	(7.6)	(7.9)	(8.2)	(8.4)
External Management Fees	(0.2)	(0.3)	(0.3)	(0.3)	(0.3)
Administrative and Internal Investment Expenses	(0.1)	(0.1)	(0.1)	(0.1)	(0.1)
Expenses as a Percent to Contributions	2.6%	2.6%	2.5%	2.4%	2.4%

¹Projected FY 2024 investment income based on total fund return of 8.9% through March 31, 2024

²Projected FY 2025 payroll growth of 3%

³Projected FY 2025 investment income based on assumed return of 7%

Fiscal Responsibility



Proposed Fiscal 2025 Operating Budget



	Proposed Budget Fiscal 2025	Budget Fiscal 2024	Estimated Actual Fiscal 2024	\$ Change From Budget	% Change From Budget
Total Compensation	\$ 70,922,300	\$ 69,361,200	\$ 68,374,300	\$ 1,561,100	2.3%
Benefits	20,837,800	20,392,000	19,579,000	445,800	2.2%
Professional and Technical Services	14,014,500	13,106,500	11,572,900	908,000	6.9%
All Other Operating Expenses	12,535,300	12,750,200	11,966,400	(214,900)	-1.7%
Total Operating	<u><u>\$118,309,900</u></u>	<u><u>\$115,609,900</u></u>	<u><u>\$111,492,600</u></u>	<u><u>\$2,700,000</u></u>	<u><u>2.3%</u></u>

Compensation and Benefits Are a Modest 2.2% Increase

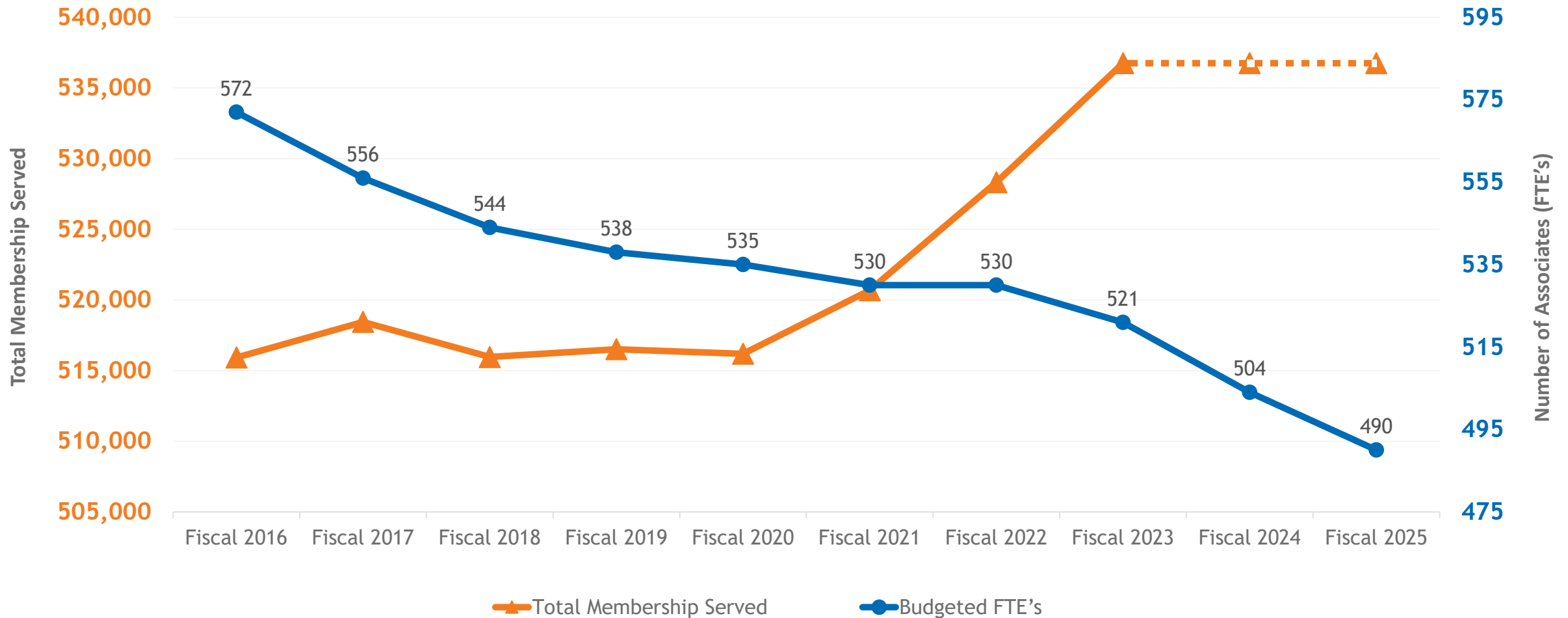


	Proposed Budget Fiscal 2025	Budget Fiscal 2024	Estimated Actual Fiscal 2024	\$ Change From Budget	% Change From Budget
Total Compensation	\$ 70,922,300	\$ 69,361,200	\$ 68,374,300	\$ 1,561,100	2.3%
Benefits	20,837,800	20,392,000	19,579,000	445,800	2.2%
Total	<u><u>\$91,760,100</u></u>	<u><u>\$89,753,200</u></u>	<u><u>\$87,953,300</u></u>	<u><u>\$2,006,900</u></u>	<u><u>2.2%</u></u>

- 3% is budgeted for merit increases compared to the national average of 3.85%, OPERS at 6.5% and SERS at 4%
- 14 positions have been eliminated in the proposed budget, primarily due to the child care center closure and not replacing open positions due to associate separations and retirements
- All open positions are evaluated, and duties repurposed among existing associates when possible, reducing number of associates
- Careful balance required; ability of recruiting replacements and retaining professional staff proves challenging in current tight labor market and STRS Ohio-specific conditions
- Associate health insurance is relatively flat due to plan experience

Reduction in Number of Associates; Down 14 Positions

- STRS Ohio has reduced 250 positions since 2002
- Reduction in number of associates cannot continue in perpetuity



Internal Investment Expenses in Relation to Value Added



	<i>In Millions</i>							
	Fiscal 2019	Fiscal 2020	Fiscal 2021	Fiscal 2022	Fiscal 2023	Budget Fiscal 2024	Estimated Actual Fiscal 2024	Proposed Budget Fiscal 2025
Salary/Wages and Benefits	\$25.1	\$25.8	\$26.1	\$26.4	\$27.1	\$28.0	\$31.0	\$31.8
Incentive Compensation	7.8	7.3	6.7	9.7	8.6	11.1	8.6	8.5
Other Investment Operating Expenses	8.2	8.4	8.6	9.0	8.6	8.8	8.1	8.9
Total Internal Investment Expenses	\$41.1	\$41.5	\$41.4	\$45.1	\$44.3	\$47.9	\$47.7	\$49.2

	Five-Year Fiscal 2023 <i>(in millions)</i>	Five-Year Fiscal 2024 <i>(in millions)</i>
Five-Year Internal Investment Expenses	\$ 213.4	\$ 220.0
Five-Year Relative Value Added, Net of Fees	\$ 2,286.8	\$ 2,478.2*
Value Added/Internal Expenses	10.7x	11.3x

*As of FYTD Feb. 29, 2024

- **Incentive compensation budget decreased \$2.6 million**
- **Five-year historical incentive achievement was used to develop the proposed incentive budget**
- **Board-approved changes in August 2023 to Performance-Based Incentive (PBI) Program for eligible investment staff**
 - More than 30 positions removed from the PBI Program
 - Maximum incentive percentages were reduced
 - A 10% reduction to PBI payments in any year where the board's actuary determines there is not sufficient funding to change member benefits
 - Board changes in August 2023 shifted a portion of the PBI budget into Salary and Wages

Assets are Managed by Internal Staff at a Lower Cost Than External Management

	<i>In Millions</i>				
	Fiscal 2019	Fiscal 2020	Fiscal 2021	Fiscal 2022	Fiscal 2023
Internal Management Expenses	\$41.1	\$41.5	\$41.4	\$45.1	\$44.3
Internally Managed Assets	\$56,748	\$54,270	\$66,408	\$57,756	\$60,289
Basis Points	7.2	7.6	6.2	7.8	7.4
External Management Expenses	\$233.0	\$235.0	\$250.2	\$254.8	\$256.2
Externally Managed Assets	\$22,282	\$23,444	\$29,625	\$28,906	\$30,092
Basis Points	104.6	100.2	84.5	88.1	85.1

Professional and Technical Services Increasing



	Proposed Budget Fiscal 2025	Budget Fiscal 2024	Estimated Actual Fiscal 2024	\$ Change From Budget	% Change From Budget
Professional and Technical Services	\$14,014,500	\$13,106,500	\$11,572,900	\$908,000	6.9%

- **Quotation and Analytics increasing \$644,100**
 - Increased Bloomberg data usage with implementation of SimCorp Dimension
- **Investment Consultant decreasing \$252,900**
 - Lower fees are projected due to favorable request for proposal negotiations with the new board consultant in late fiscal 2023
- **Contract Services increasing \$101,500**
 - New monitoring service for system security threats

All Other Operating Expenses Down 1.7%

	Proposed Budget Fiscal 2025	Budget Fiscal 2024	Estimated Actual Fiscal 2024	\$ Change From Budget	% Change From Budget
All Other Operating Expenses	\$12,535,300	\$12,750,200	\$11,966,400	\$(214,900)	-1.7%

- **Repairs and Maintenance decreasing \$133,600**
 - Lower lease obligation with move to a smaller disaster recovery site
- **Communications decreasing \$82,600**
 - Costs incurred in fiscal 2024 for technology to support migration to cloud-based business platforms
- **Ohio Retirement Study Council (ORSC) and Ohio Attorney General costs increasing \$40,000**

Proposed Fiscal 2025 Capital Budget



	Proposed Budget Fiscal 2025	Budget Fiscal 2024	Estimated Actual Fiscal 2024	\$ Change From Budget	% Change From Budget
Information processing and computer software	\$ 7,198,600	\$ 7,263,400	\$ 6,145,600	\$ (64,800)	-0.9%
Building improvements and maintenance	1,279,300	1,040,100	824,500	239,300	23.0%
Office	0	30,000	0	(30,000)	(100%)
Total Capital	<u>\$8,477,900</u>	<u>\$8,333,500</u>	<u>\$6,970,199</u>	<u>\$144,400</u>	<u>1.7%</u>

- **Capital Carryover**

- Unspent capital of \$916,300 from fiscal 2024 budget for the replacement financial management and accounting system

	Proposed Budget Fiscal 2025	Budget Fiscal 2024	Estimated Actual Fiscal 2024	\$ Change From Budget	% Change From Budget
Information processing and computer software	\$7,198,600	\$7,263,400	\$6,145,600	\$(64,800)	-0.9%

- **Replace Member Services Call Center hardware with a cloud-based solution**
- **Virtualization of multi-year technology projects**
- **Replace financial management and accounting system with cloud-based technology**
- **Next phase of enhancements to the investment portfolio system recently implemented**

Building Improvements, Maintenance and Office



	Proposed Budget Fiscal 2025	Budget Fiscal 2024	Estimated Actual Fiscal 2024	\$ Change From Budget	% Change From Budget
Building improvements, maintenance and office	\$1,279,300	\$1,040,100	\$824,500	\$239,300	23.0%

- **Replace building security access control system originally installed in 1998**
- **Replace server engines for the building automation system and fire system sprinkler heads**
- **Repair storm water drain pipes**

- **Improved functionality of member and employer websites and self-serve experience through cloud-based benefits administration software**
- **SimCorp Dimension next phases**
 - Includes new functionality for alternative investments, collateral management and compliance management
- **Workday Financials implementation**
 - Cloud-based software designed around best practices to streamline and improve efficiencies in financial reporting, budgeting and accounting; reduce complexity; and enhance transparency
 - Recommendation from the fiduciary audit

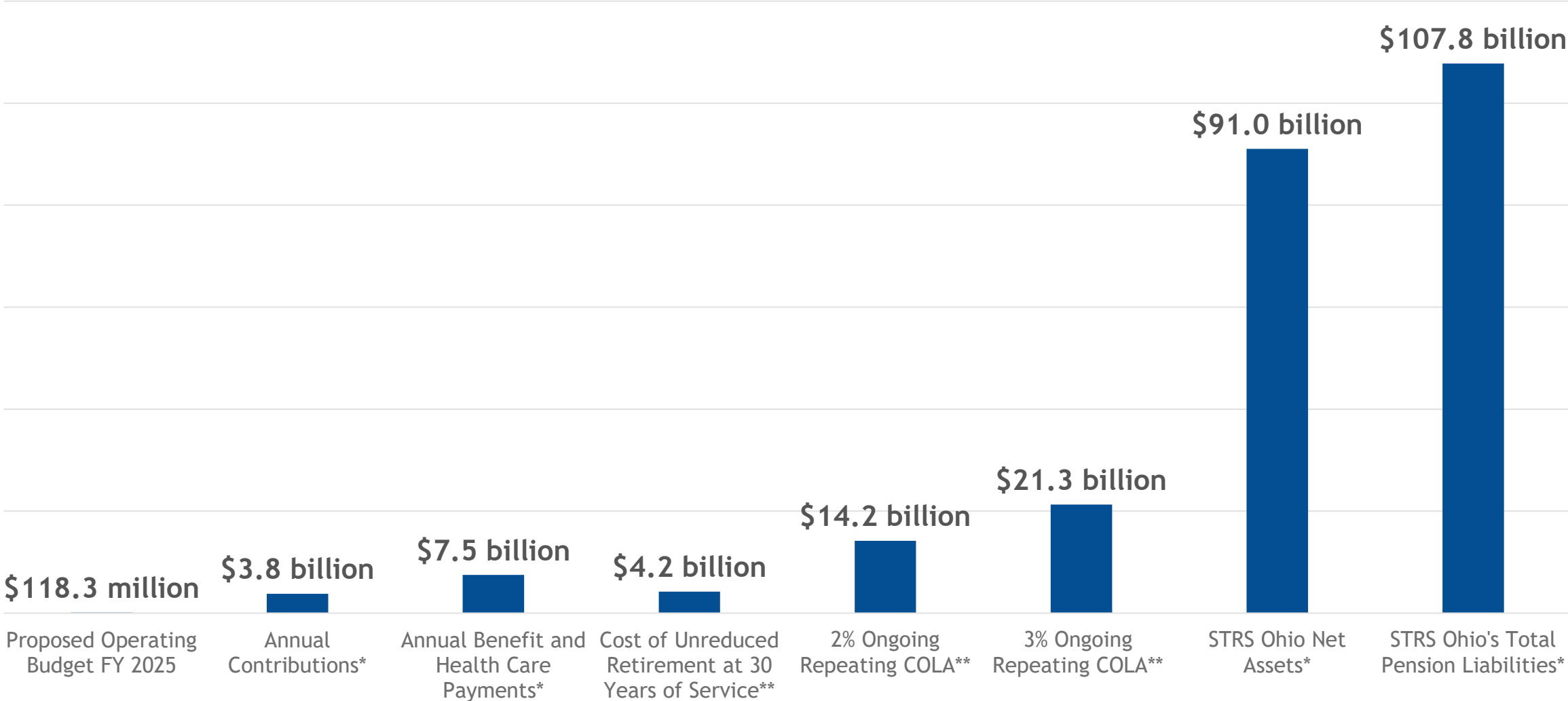
- **Feb/March: Departments develop and meet with controller and CFO on proposed budgets**
- **March/April: Consolidated budgets presented internally**
- **April 12: Proposed budgets submitted to the board**
- **April 19: Proposed budgets submitted to Ohio Retirement Study Council (ORSC)**
- **May 9: Proposed budgets presented to ORSC**
- **May 16: Proposed budgets presented to the board**
- **June 20: Board action on fiscal 2025 budgets for adoption July 1, 2024**

- **Operating expense budget is a modest increase of 2.3%**
- **Money saved by using internal investment management is larger than the total operating budget**
- **Continued prudent management of system funds and costs**
- **Budget is carefully monitored; reporting provided monthly**

Questions?

This material is intended for use by the board of the State Teachers Retirement System of Ohio (STRS Ohio) and not by any other party. STRS Ohio makes no representations, guarantees, or warranties as to the accuracy, completeness, currency, or suitability of the information provided in this material. Nothing included herein is either a legal reference or a complete statement of the laws or administrative rules of STRS Ohio. In any conflict between the information provided herein and any applicable laws or administrative rules, the laws and administrative rules shall prevail. This material is not intended to provide tax, legal or investment advice. STRS Ohio disclaims any liability for any claims or damages that may result from reliance on this material or the information it contains, including any information obtained from third parties.

Appendix: Costs In Perspective



*Source: Fiscal 2023 Annual Comprehensive Financial Report

**Source: Cheiron SBEP Analysis, March 2024